

HAPPY HOLIDAYS, CLASS 2! (2026-27)

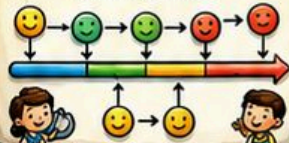
HM DAV PUBLIC SCHOOL, FEROZEPUR

HOLIDAY HOMEWORK & SPECIAL CELEBRATIONS

SET READING GOALS




COMPLETE TASKS GRADUALLY



ORGANISE YOUR DAY



COMPLETE TASKS GRADUALLY



ASK WHEN IN DOUBT



KEEP THINGS IN ORDER



KEEP THINGS IN ORDER



EXPRESS GRATITUDE



A DOUBLE CELEBRATION OF DAD & YOGA!

GLOBAL FUSION CELEBRATION!
21ST JUNE 2026

HAPPY INTERNATIONAL FATHER'S DAY!

MY FATHER IS MY BIG HERO!
HE ALWAYS PLAYS GAMES WITH ME
AND HELPS ME LEARN NEW THINGS.

HE GIVES THE BEST HUGS AND
LOVES ME SO MUCH!
- 21ST JUNE 2026

YOGA DAY + FATHER'S DAY = PURE WELLNESS!

LET'S EMBARK ON THIS JOURNEY OF WELLNESS & MAKE HEALTHY HABITS PART OF LIFE!

FATHER'S DAY ACTIVITY

Impressions

Date: _____

Date: _____

Page: _____

SPECIAL FATHER'S DAY ACTIVITY!




MAKE A FUN REEL ABOUT YOUR DAD
SHARE DAD-DAUGHTER/SON MOMENTS
TALK ABOUT WHY YOUR DAD IS SPECIAL



SEND YOUR REELS TO YOUR CLASS
IN-CHARGE BY **[INSERT DATE]**

"DAD AND ME" PHOTO FRAME

Use ice-cream sticks or chart paper to make a simple frame for a father child photo.



Learn this rhyme and recite for your father

"My Dad is Kind,
My Dad is Strong,
He Helps Me Learn
All Day Long!"

Thank You Dad
for
Everything!

#1
DAD



Scrap Book



Subject - English



The Great Word Train!

Rules:

1. Pick your starting engine. Choose any letter from the alphabets and write your first word.
2. Build the tracks. Look at the last letter of that word. Your next word must start with that exact letter.
3. Keep it moving. Repeat this until your word train has five words in a row.
(Example:- Let's start with the letter 'B')

BAT-TIGER-RAIN-NOSE-EGG



Subject - Hindi



अपनी मनपसंद किसी एक फल और एक सब्जी का चित्र बनाकर
उनमें रंग भरो और नाम लिखो।



Subject - Maths

Number Concept (0-999)

Activity: My Number Ice Cream

Choose any number between 0-999.

Example: 356



- Number Name: Three Hundred Fifty Six
- Expanded Form: $300 + 50 + 6$
- Before Number: 355
- After Number: 357

Hundreds	Tens	Ones
3	5	6



Subject - EVS



Make your own Emotion wheel
showing different emotions.



Subject - Punjabi






ਪੰਜਾਬੀ ਵਰਤਮਾਲਾ (ੳ ਤੋਂ ਹ ਤੱਕ)
ਸੁੰਦਰ ਲਿਖੋ ਅਤੇ
ਰੰਗ ਭਰੋ।

ੳ	ਅ	ੲ	ਸ	ਹ	ਕ	ਖ	ਗ
ਫ	ਚ	ਛ	ਜ	ਝ	ਟ	ਠ	ਡ
ਣ	ਤ	ਥ	ਧ	ਨ	ਪ	ਫ	ਭ
ਮ	ਯ	ਰ	ਲ	ਸ਼	ਹ	ਖ਼	

Let's create, learn and have fun!



COLOR THE PLACE VALUE

DIRECTIONS: Identify the place value of the underlined digit in each number. Then, color the corresponding box.




<u>5</u> 14		
hundreds 	tens 	ones 





2 <u>6</u> 8		
hundreds 	tens 	ones 

13 <u>2</u>		
hundreds 	tens 	ones 






31 <u>0</u>		
hundreds 	tens 	ones 

<u>6</u> 98		
hundreds 	tens 	ones 



57 <u>5</u>		
hundreds 	tens 	ones 

<u>7</u> 04		
hundreds 	tens 	ones 



4 <u>2</u> 9		
hundreds 	tens 	ones 

Q1. Use "Animal" or "Plant" for the following blanks.
Which group do they belong to?



Eggs come from



Wheat comes from




Watermelon comes from



Corn comes from



Cheese comes from



Cauliflower comes from



Grapes comes from



Brinjal comes from



Meat comes from

Q2. Circle the healthy food.



Apple



Ice Cream



Radish



Lollipop



Pizza

Direction: Place the healthy and unhealthy food items into their correct categories.

Healthy Foods

1. _____
2. _____
3. _____
4. _____
5. _____
6. _____

Unhealthy Foods

- _____
- _____
- _____
- _____
- _____
- _____

banana



cupcake



broccoli



candies



orange



hamburger



ham



tomato



french fries



chicken



cola



cheese



donut





'EXPLORE YOUR WORLD!



Section A: Body Parts Challenge!



You have five on each hand



Mine are green. What colour are yours?



I can use it to smell flowers



I walk on them and put shoes on them



I have five on each foot



It's pink. It's in my mouth. I taste with it



I need them to bend my legs



It's a special kind of finger



I need them to bend my arms



It's not in the front part of the body

Section B: Who Am I? Help Am I? Career Match!



The _____ grows food in the field.



The _____ cooks tasty meals.



The _____ teaches children in school.



The _____ flies an airplane.



The _____ helps sick people.

COMPOUND WORDS

Create a new word by joining two single words together.

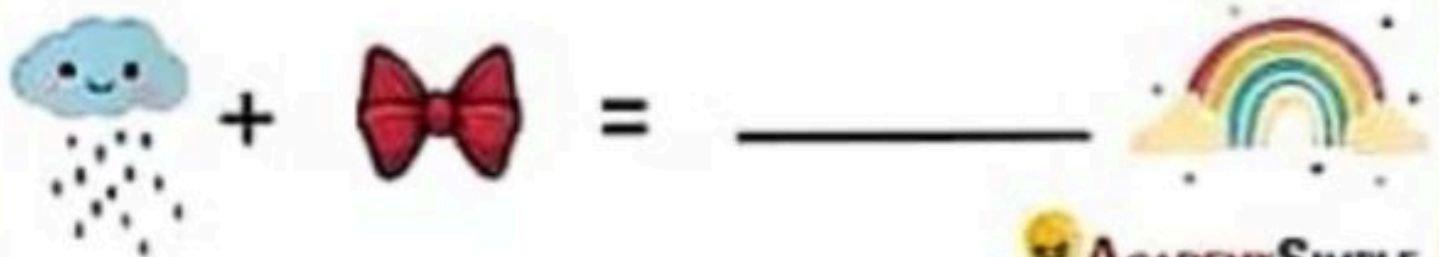
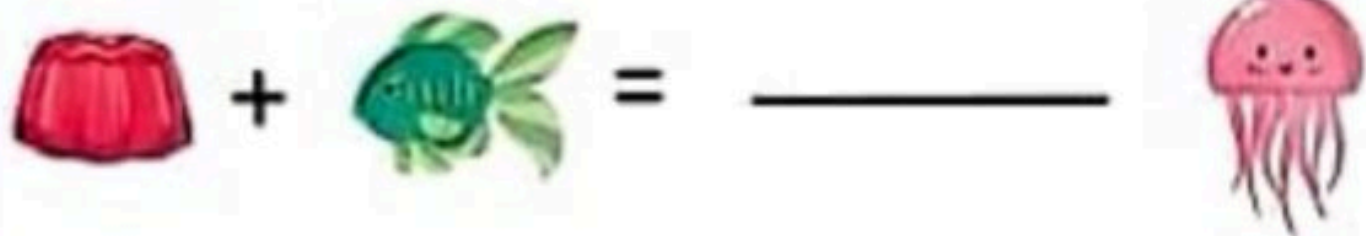
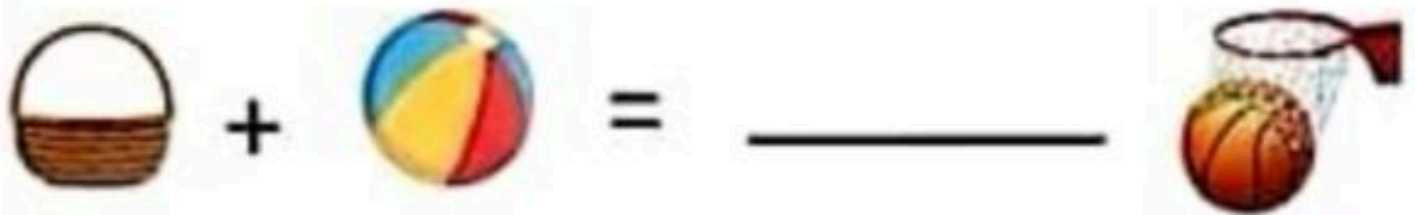
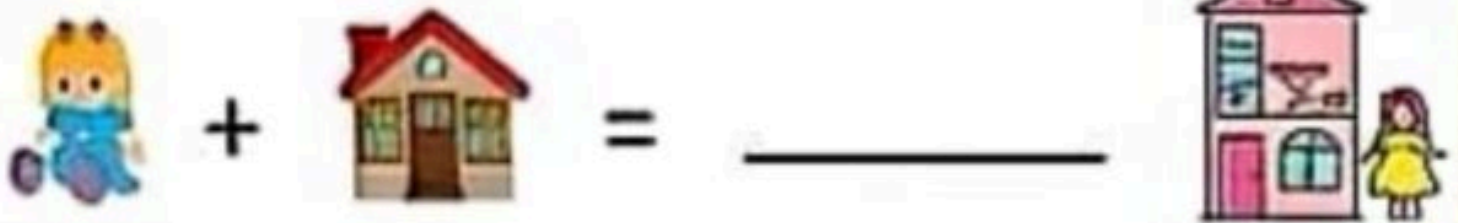
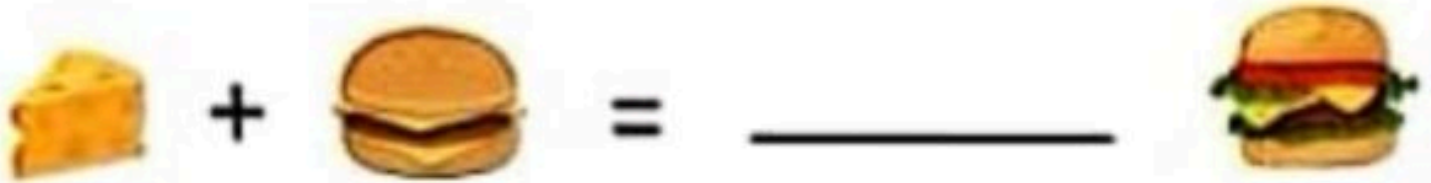
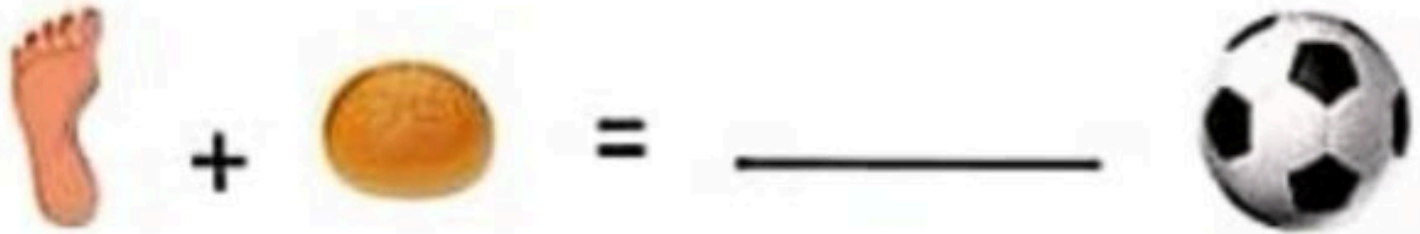




TABLE DODGING CHALLENGE

Name: _____

Date: _____

Help Lemon dodge the **WRONG** answers!
Circle only the correct answers.



LEVEL 1: DODGE THE WRONG ANSWERS!



1. TABLE OF 2

→ Circle only the numbers in the 2 table.

2, 4, 5, 6, 7, 8,
9, 10, 11, 12, 14, 16



2. TABLE OF 3

→ Circle only the numbers in the 3 table.

3, 6, 9, 10, 11, 12,
15, 17, 18, 21, 24, 27



3. TABLE OF 4

→ Circle only the numbers in the 4 table.

4, 8, 11, 12, 13, 16,
18, 20, 24, 28, 32, 36



4. TABLE OF 5

→ Circle only the numbers in the 5 table.

5, 10, 12, 15, 17, 18,
20, 25, 28, 30, 35, 40



5. TABLE OF 6

→ Circle only the numbers in the 6 table.

6, 7, 12, 14, 18, 19,
24, 25, 30, 32, 36, 42



6. TABLE OF 7

→ Circle only the numbers in the 7 table.

7, 11, 14, 15, 21, 22,
28, 32, 35, 42, 49, 56



7. TABLE OF 8

→ Circle only the numbers in the 8 table.

8, 9, 16, 17, 20, 24,
32, 33, 40, 48, 56, 64



8. TABLE OF 9

→ Circle only the numbers in the 9 table.

9, 12, 18, 20, 27, 28,
30, 36, 45, 54, 60, 63



LEVEL 2: FILL THE PATH

Lemon has to jump on the correct multiples to reach the lemonade! Fill in the missing numbers.



Table 2: 2, , 6, , 10, , 14,

Table 3: 3, , 9, , 15, , 21,

Table 4: 4, , 12, , 20, , 28,

Table 5: 5, 10, , 20, , 30, , 40

Table 6: 6, , 18, , 30, , 42,

Follow the right multiples and reach the lemonade!



LEVEL 3: MATCH & COLOR

Draw a line to match the question with the correct answer. Then color the correct answers yellow.



1 2×6 •

2 3×4 •

3 4×5 •

4 5×3 •

5 6×7 •

6 7×8 •

7 8×9 •

8 9×6 •

24

12

27

54

15

32

20

42



Name: _____



NUMBER

100 to 999

NINJA



1. Arrange in **ASCENDING** order (smallest to greatest).

386, 142, 709, 215, 561

→ → → →

2. Arrange in **DESCENDING** order (greatest to smallest).

875, 239, 654, 931, 410

→ → → →

3. Put the numbers in **ASCENDING** order.

476, 129, 812, 305, 698, 234

→ → → → →

4. Put the numbers in **DESCENDING** order.

921, 357, 689, 144, 503, 278

→ → → → →

5. Fill in the numbers **BEFORE**, **BETWEEN** and **AFTER**.

	Before	Number	Between (two numbers)	After
a.	_____	345	_____, _____	_____
b.	_____	608	_____, _____	_____
c.	_____	729	_____, _____	_____
d.	_____	892	_____, _____	_____



6. PUT THE **CORRECT SIGN** ($<$, $>$, $=$)

a. 431 431 e. 431 899

b. 765 567 f. 129 135

c. 129 130 d. 892 829

7. WRITE THE **NUMBER NAMES**

a. 603: _____

b. 918: _____

c. 245: _____





What Kind of Noun?

Directions: Read the nouns in the box. Write the nouns into the correct categories.

dog	school	teacher	computer	restaurant	iguana
hospital	catfish	nurse	pencil	cow	police station
carpet	father	girl	ladybug	eyeglasses	theatre
chicken	library	barber	shoe	butcher	toothbrush

person

- 1 _____
- 2 _____
- 3 _____
- 4 _____
- 5 _____
- 6 _____

place

- 1 _____
- 2 _____
- 3 _____
- 4 _____
- 5 _____
- 6 _____



thing

- 1 _____
- 2 _____
- 3 _____
- 4 _____
- 5 _____
- 6 _____

animal

- 1 _____
- 2 _____
- 3 _____
- 4 _____
- 5 _____
- 6 _____

GRAMMAR FUN: PREPOSITION ADVENTURE!

Grade 2

Date: _____ Name: _____

Focus prepositions: in, on, under, behind, into, from, near

THE CASE OF THE MISSING TOYS!



The cat is ___ the box.



The cat is ___ the shelf.



The cat is ___ the table.



The cat is ___ the curtains.



The cat is ___ the basket.

CIRCLE THE CORRECT PREPOSITION!



Where is the cat?

in on near



Where is the cat?

under on behind



Where is the cat?

on into near



Where is the cat?

on under into



Where is the cat?

near behind from



Where is the cat?

on behind near

WORD BANK

in



on



under



behind



into



from



near



ACTIVITY 2: CREATE YOUR OWN SENTENCES!

Use the prepositions from the box to write two sentences about the picture below!

- _____
- _____



ਪੰਜਾਬੀ ਵਰਕਸ਼ੀਟ

1 ਨਵੇਂ ਸ਼ਬਦ ਬਣਾਓ

ਪਰ

(ਬਤ)

ਸਰ

ਦਇਆ

(ਵਾਨ)

ਪਹਿਲ

ਡਾਕ

(ਟਰ)

ਮਾਸ

2 ਸ਼ਬਦ ਪੂਰੇ ਕਰੋ

ਨ + ਰ + ___ = _____

ਅ + ਖ + ਬ + ___ + ਰ = _____

ਸ਼ + ___ + ਹ + ਰ = _____

___ + ਕ + ਰ + ਨ = _____

3 ਫਲਾਂ ਦੇ ਨਾਮ ਲੱਭ ਕੇ ਲਿਖੋ (scrap book)

ਕੇ	ਨ	ਪ	ਰ	ਲੀ	ਚੀ
ਲਾ	ਓ	ਅੰ	ਸੇ	ਸ	ਏ
ਬ	ਪ	ਬ	ਬ	ਪ	ਆ
ਨ	ਅੰ	ਗੂ	ਰ	ਪੀ	ੜ
ਤ	ਰ	ਬੂ	ਜ਼	ਤਾ	ੜ

ਗ	ਕ	ਖ	ਬੇ	ਰ	ਚ
---	---	---	----	---	---

ਲੱਭੇ ਗਏ ਸ਼ਬਦ:

1. _____

2. _____

3. _____

4. _____

5. _____

6. _____

4 ਇੱਕੋ ਲੇਅ ਵਾਲੇ ਸ਼ਬਦ ਲਿਖੋ —

ਤਨ → _____

ਵਕਤ → _____

ਆਦਰ → _____

ਹਿਰਨ → _____

5 ਤਸਵੀਰ ਦੇਖ ਕੇ ਸ਼ਬਦ ਲਿਖੋ —



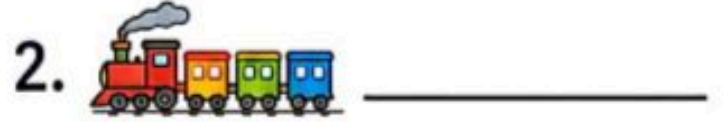
11/24



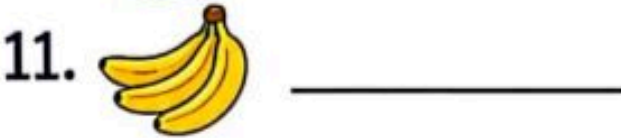
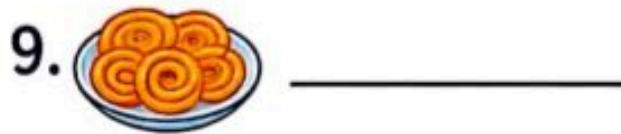

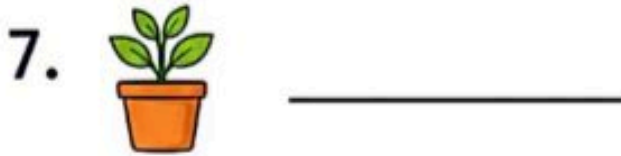
6 Writing book ਉਪਰ ਹਰ ਰੋਜ਼ ਇੱਕ ਪੰਨਾ ਲਿਖੋ

1. चित्र देखकर नाम लिखो

जलेबी , जूता , सूरज , आलू , केला , रेल , थैला ,
पेड़ , टोपी , कटोरी , पोधा , सी , नीका , सेब



4. **100** _____



ਕੰਨਾ (ਾ) ਸ਼ਬਦ



ਕ + ਾ + ਰ

=



ਚ + ਾ + ਕ

=

4

ਚ + ਾ + ਰ

=



ਅ + ਨ + ਾ + ਜ

=



ਜ + ਹ + ਾ + ਜ

=



ਪ + ਹ + ਾ + ਝ

=



ਅ + ਖ + ਬ + ਾ + ਰ

=



ਜ + ਾ + ਨ + ਵ + ਰ

=

ਕੰਨਾ ਸ਼ਬਦ ਨੂੰ ਸਹੀ ਚਿੱਤਰ ਨਾਲ ਮਿਲਾਓ



ਜਾਲ



ਨਾਗ



ਹਾਰ



ਘੜਾ

ਗਲਾਸ



ਗਾਜਰ

ਗਮਲਾ

ਅਨਾਰ



ਟਮਾਟਰ

ਬਰਸਾਤ



ਤਲਵਾਰ

ਡਾਕਟਰ





SUMMER HOLIDAY HOMEWORK



Grade 2



Art & Craft

1. Nature Collage
Make a Nature Collage using leaves, flowers, or grass.



2. Best Out of Waste

Choose one topic. Create something useful or decorative from waste.



Pen holder from an old bottle



Flower vase from a plastic bottle



Photo frame using near sticks



Photo frame using ice-cream sticks




Piggy bank from a jar




Paper bag from newspaper

Reading Activity

3. Read 5 short story books.



4. Write names, draw favorite character.



Calligraphy Practice

5. Practice neat handwriting daily.



6. Write: 5 new words, one positive sentence.



★ **Decorate your work neatly and submit it after the holidays.**






Happy Summer Holidays!





HOLIDAYS HOMEWORK



SUBJECT	HOMEWORK
 English R.	<ul style="list-style-type: none">• Revise lesson 4 & 6 fully• ar sound words• Gender, paragraph, naming words
 EVS	<ul style="list-style-type: none">• revise lesson 3 fully with back exercise
 Maths	<ul style="list-style-type: none">• do practice of unit 2 (0 to 999)• And tables 2 to 10
 Hindi	<ul style="list-style-type: none">• learn and write lesson 4 of भाषा माधुरी and भाषा अभ्यास , मेरी माता जी
 Punjabi	<ul style="list-style-type: none">• Do practice of ਸ਼ਬਦ ਬੋਲ , ਵਾਕ ਬੋਲ of ਮਾਤਰਾ ਕੰਨਾ , ਸਿਹਾਰੀ, ਬਿਆਰੀ



Note: revise whole work in three in one notebook